






To create this Sculpey Soufflé Color	Mix together these clay colors
 <p data-bbox="170 420 279 487">Lagoon SU 6063</p>	<p data-bbox="430 304 1161 340">1 part Cornflower (SU 6005) + 1 part Sea Glass (SU 6505)</p>
 <p data-bbox="170 762 279 829">Mocha SU 6073</p>	<p data-bbox="422 646 1169 720">3 parts Robin Egg (SU 6652) + 2 parts Cinnamon (SU 6665) + 1 part Igloo (SU 6001)</p>
 <p data-bbox="170 1102 279 1169">Sage SU 6343</p>	<p data-bbox="487 991 1101 1064">8 parts Latte (SU 6301) + 1 part Jade (SU 6323) + 1 part Igloo (SU 6001)</p>
 <p data-bbox="170 1444 279 1512">So 80s SU 6503</p>	<p data-bbox="451 1329 1136 1402">8 parts Raspberry (SU 6004) + 3 parts Igloo (SU 6001) + 1 Turnip (SU 6515)</p>
 <p data-bbox="170 1785 279 1852">Mai Tai SU 6633</p>	<p data-bbox="425 1675 1162 1711">4 Parts Mandarin (SU 6009) + 1 part Cherry Pie (SU 6083)</p>



Pesto
SU 6360

8 parts Sage (6343) + 5 parts Pistachio (6629) + 3 parts Cowboy (6053)
+ 1 part Jade (6323)



Bordeaux
SU 6643

2 parts Turnip (6515) + 1 part Cherry Pie (6083)



Sandcastle
SU 6093

1 part Mocha (6073) + 1 part Latte (6301) + 1 part Igloo (6001)



Key Lime
SU 6022

1 part Canary (6072) + 1 part Latte (6301)