





| To Create This premo! Sculpey Color: | Mix together these clay colors: |
|---|--|
|  <p>Periwinkle PE02 5103</p> | <p>4 part Navy Blue (PE02 5050) + 4 parts Wisteria (PE02 5107) + 1 part White (PE02 5001)</p> |
|  <p>Rhino Grey PE02 5529</p> | <p>8 parts Ecru (PE02 5093) + 4 parts Slate (PE02 5052) + 1 part Burnt Umber (PE02 5053)</p> |
|  <p>Jungle PE02 5535</p> | <p>5 parts Spanish Olive (SE02 5007) + 4 parts Navy Blue (PE02 5050)</p> |
|  <p>Candy Pink 5523</p> | <p>2 parts premo! Accents Fluorescent Pink (5503) + 1 part premo! White (5001)</p> |
|  <p>Sea Green 5305</p> | <p>6 parts premo! Green (5323)+ 6 parts premo! Navy Blue (5010) + 1 part premo! White (5001)</p> |
|  <p>Violet 5515</p> | <p>1 parts premo! Purple (5513) + 3 parts premo! Fuchsia (5504)</p> |